

Practice for the SAT on khanacademy.org/sat

1. Go to www.khanacademy.org/sat.
2. Click **Login** in the upper right corner.



3. Click **Continue with Google**.

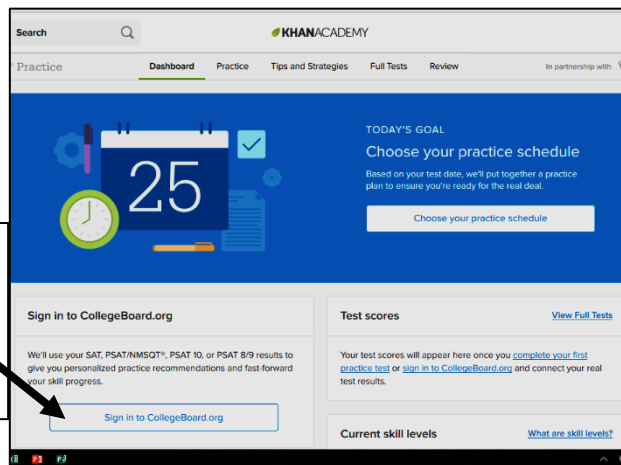
 Continue with Google

4. Log in using your school Gmail ID:
(your login name) @rcs-k12.us

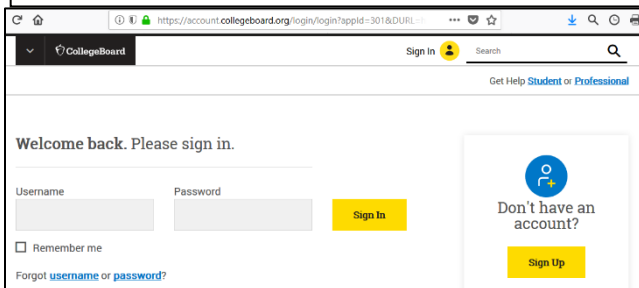
5. Click **Start on**

 CollegeBoard + #KHANACADEMY
Official SAT® Practice **Start**

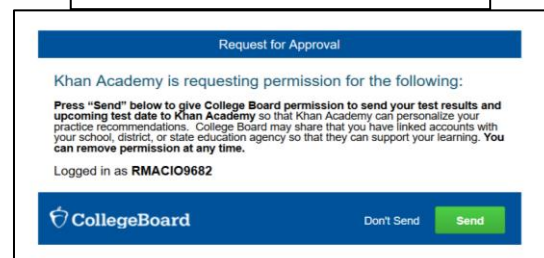
6. Click **Sign in to CollegeBoard.org** to link your PSAT test scores to Khan Academy.
This gives you recommended sections to practice.



7. Sign in with the username and password you entered on your PSAT bubble sheet..
(Can't remember? Click on **Forgot Username or Password**)



8. Click on **Send**, then **Allow**.



Allow Khan Academy to share your activity with College Board

By pressing "Allow", you agree that Khan Academy may share your activity with College Board. After removing your personal details, they may share it with:

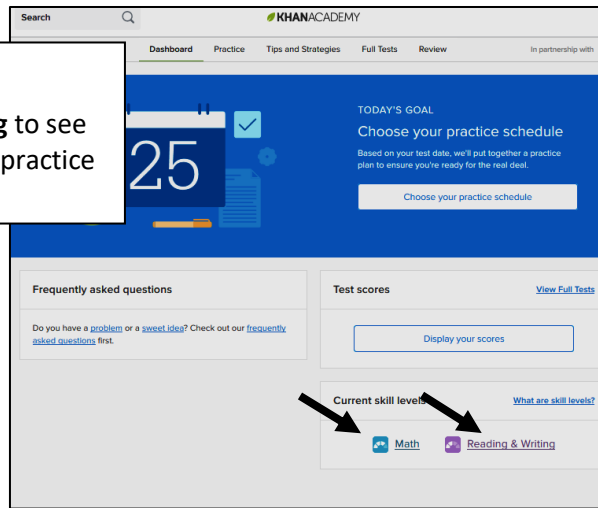
- your school district
- your state's department of education

Cancel connecting to CollegeBoard.org

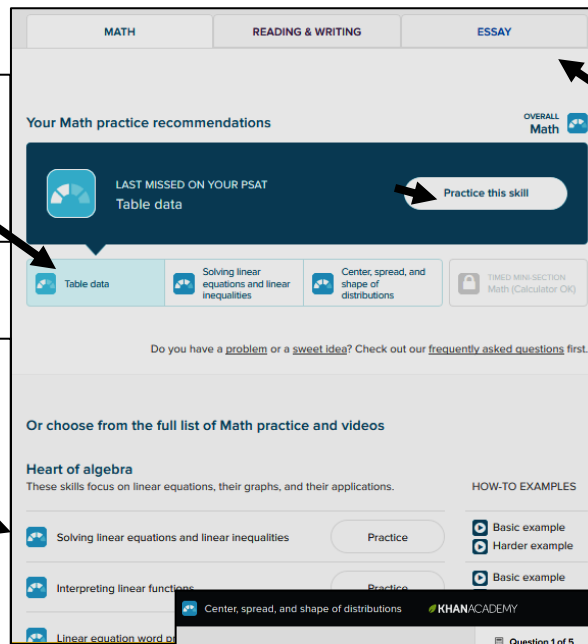
Allow

Back in Khan Academy...

9. Click on **Math** or **Reading & Writing** to see the sections recommended for you to practice based on your PSAT scores.



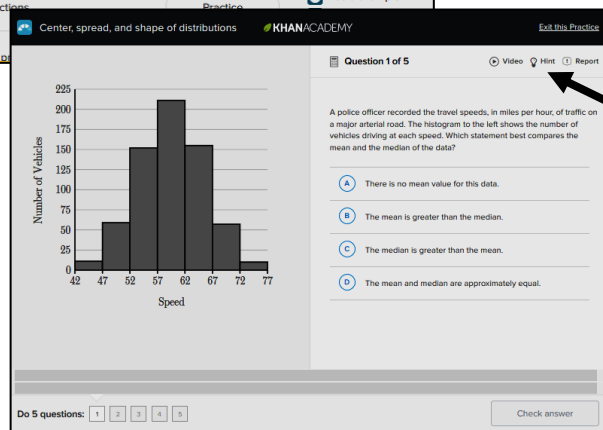
10. Then click on a recommended topic to get practice questions and click **Practice this skill**.



Go to questions in the **Reading & Writing** or **Essay** sections using the tabs at the top.

Practice questions for all skills on the test are given here.

See which level you're at for all the skills on the blue icon.



Each question has links to a **video tutorial** and **answer hints**.

Also see...

- **Practice** – for questions in Math, Reading & Writing or Essay.
- **Full Tests** - to take a full practice test from the 8 different ones available.
- **Review** – go back to any practice questions you've previously done.

